

QuickMedia® Transmitter

The QM-TX provides a low-cost multimedia interface solution for QuickMedia®-based MediaManager systems. As a portable or rack-mounted alternative to Crestron's popular QM FlipTops and Wallplates, the QM-TX can be used in a variety of applications to send audio, video, and computer signals to one or more projectors, plasmas and audio amplifiers using Crestron's exclusive single-wire QuickMedia transport.

Installed in a central equipment rack, the QM-TX is ideal for converting the output of a conventional matrix or system switcher to QuickMedia for transmission to a QM Receiver or Distribution Center using just a single inexpensive **CresCAT-QM** cable. It's also the perfect portable interface, requiring just one RJ45 plus a 4-pin Cresnet connection in any standard wall plate or floor box to provide an extremely simple yet versatile AV or computer input anywhere in the room. Since it's powered by Cresnet, it doesn't even require a connection to AC power.

Five BNC's are provided on the QM-TX to accept composite, S-Video, component, HDTV, or RGB signals (up to 1920 x 1200 at 60 Hz). Balanced stereo line-level audio signals are transmitted simultaneously with 24-bit digital resolution. Video formats can be switched dynamically and automatically under system control, and complete MediaManager systems using the QM-TX can be configured easily for a variety of applications using Crestron **SystemBuilder?** software. The QM-TX is 1/2-space rack-mountable using the optional **ST-RMK** kit.

- > Portable or rack-mount QuickMedia interface
- > RGB, video, S-Video, component & audio inputs
- > Video input signal sensing
- > Single-cable signal transmission up to 450 feet

SPECIFICATIONS

Video

Signal Types: RGB and composite, S-Video, or component video
Video/HDTV Formats: NTSC or PAL, HDTV up to 1080i/1080p
RGB Formats: RGBHV, RGBS, or RGsB
Gain: 0dB (75 ohms terminated)
Maximum Resolution: 1920 x 1200 @ 60Hz (at unity gain) with maximum cable length of 450 feet and maximum compensation at receiver

Audio

A-D Conversion : 24-bit, 48 kHz
Frequency Response : 20Hz to 20kHz

Connectors

R/C/Pr, G/Y/Y, B/COMP/Pb, H, V: (5) BNC female, Multi-format RGB/Video input; Formats: RGBHV, RGBS, RGsB, YPbPr, S-Video (Y/C), composite;
Input Impedance: 75 ohms;
H/V Sync Impedance: 620 ohms;
Maximum Input Level: 0.7 Vp-p for RGB and C of S-Video; 1 Vp-p for composite and Y of S-Video;
Maximum H/V Sync Level: 5 Vp-p;
Signal sensing on G/Y/Y, B/COMP/Pb, and H

G: (1) 6-32 screw, chassis ground lug



AUDIO: (1) 5-pin 3.5mm detachable terminal block; Balanced/unbalanced stereo line-level audio input; Maximum Input Level: 4 Vrms balanced, 2 Vrms unbalanced; Input Impedance: 10k ohms balanced, 5k ohms unbalanced

QM OUT : (1) 8-wire RJ45 female, QuickMedia output port; Connects to QM input port of any QuickMedia device via **CresCAT-QM** or **CresCAT-IM** cable*

NET: (2) 4-pin 3.5mm detachable terminal blocks; Cresnet slave ports, paralleled; Connect to Cresnet control network via **CresCAT-QM** or **Cresnet** cable

Buttons & LED Indicators

PWR: (1) green LED, indicates 24 Volts DC power supplied from Cresnet control network
NET: (1) yellow LED, indicates communication with Cresnet system
VIDEO ACT : (1) red LED, indicates signal at the G/Y/Y, B/COMP/Pb, or H connectors
SETUP (rear) : (1) miniature pushbutton and red LED, used for touch-settable ID (TSID)

Power Requirements

Cresnet Power Usage: 5 Watts (0.21 Amp @ 24 Volts DC)

Environmental

Temperature: 41° to 104°F (5° to 40°C)
Humidity: 10% to 90% RH (non-condensing)

Enclosure

Chassis: Steel, black matte powder coat finish
Faceplate: Extruded aluminum, black matte powder coat finish with polycarbonate label overlay
Mounting: Freestanding or 0.5U 19-inch rack-mountable (adhesive feet included, **ST-RMK** rack kit sold separately)

QM-TX QuickMedia® Transmitter

Dimensions

Height: 1.80 in (4.57 cm);
1.70 in (4.32 cm) without feet

Width: 7.07 in (17.96 cm)
Depth: 7.02 in (17.83 cm)

Weight

2.05 lbs (0.93 kg)

* For QuickMedia wiring use CresCAT-QM, CresCAT-IM, or quality CAT5e/CAT6 cable with a delay skew of $\leq 15\text{nS}$ per 100m; the maximum aggregate cable length and delay skew between any QM transmitter (origination point) and QM receiver (endpoint) is 450 ft (137 m) and 22 nS; a maximum of two QM midpoint devices may be inserted in a given QM signal path; exceptions apply, refer to each respective product manual for full detail.

Available Models

QM-TX [6500473]: QuickMedia Transmitter [Limited Supply]

Available Accessories

CRESCAT-QM-NP-SP500 [6500606]: QuickMedia® Cable, Low-skew CAT5e & Cresnet, non-plenum, 500 ft spool [Limited Supply]

CRESCAT-QM-P-SP500 [6500439]: QuickMedia® Cable, Low-skew CAT5e & Cresnet, plenum, 500 ft spool [Limited Supply]

ST-RMK [6500073]: Rack Mount Kit

CBL-VGA-1.5 [6503489]: Crestron® Certified Computer VGA Interface Cable, 1.5 ft

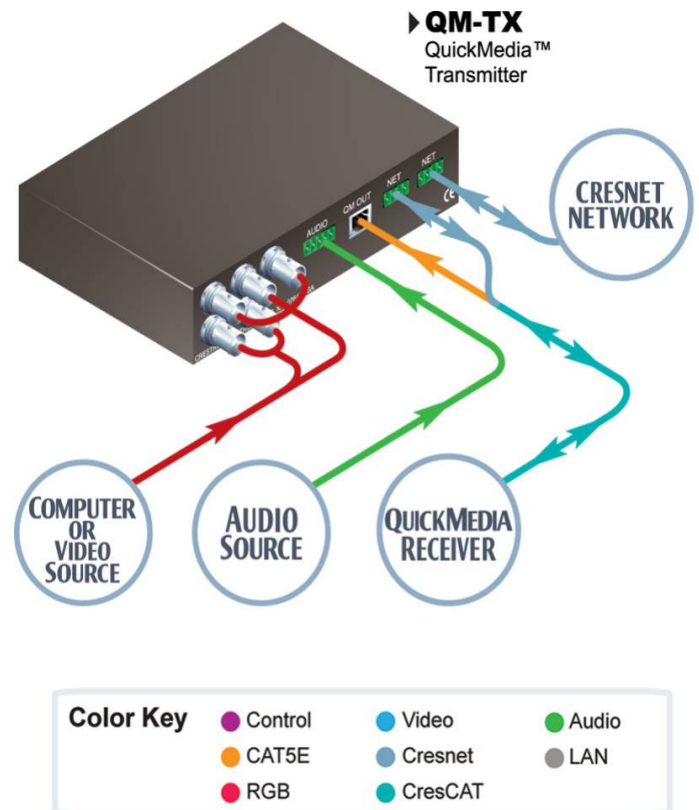
CBL-VGA-12 [6503492]: Crestron® Certified Computer VGA Interface Cable, 12 ft

CBL-VGA-25 [6503493]: Crestron® Certified Computer VGA Interface Cable, 25 ft

CBL-VGA-3 [6503490]: Crestron® Certified Computer VGA Interface Cable, 3 ft

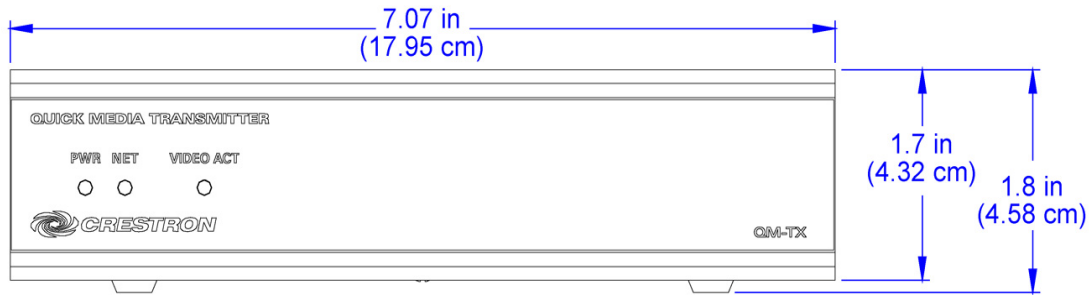
CBL-VGA-6 [6503491]: Crestron® Certified Computer VGA Interface Cable, 6 ft

Typical QM-TX Connections

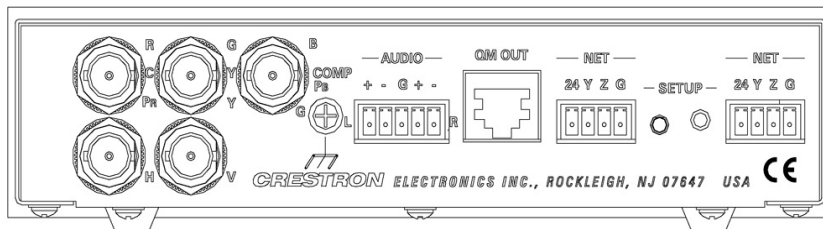


QM-TX QuickMedia® Transmitter

Front



Rear



Top

